

# Attention MassHealth Members

You need to renew your coverage this year.



**Act now. Stay covered.**

## Take three steps to renew coverage this year:

-  **1. Update your info**
-  **2. Check your mail**
-  **3. Respond to MassHealth**

**1. Update your personal information:** Inform MassHealth of any changes to your information (address, phone number, email and income).


**2. Check your mail from MassHealth:** If you get a blue envelope in the mail, you will need to take action to stay covered.


**3. Respond to MassHealth:** Respond promptly with any requested information from MassHealth. All MassHealth renewals and requests for information will have a due date.

**Submit your renewal form before the deadline, even if your personal information has not changed.**

## Need Help?

 **Online:**  
[www.masshealthrenew.org](http://www.masshealthrenew.org)

 **By phone:**  
Call MassHealth Customer Service at 800-841-2900 or (TTY: 711) Monday to Friday between 8:00 a.m. – 5:00 p.m.  
• Learn what documents MassHealth needs from you and your renewal's due date.

 **In person:**  
Scan this code or go to [www.masshealthrenew.org](http://www.masshealthrenew.org) to make an appointment with a MassHealth representative or get help near you.



Update your contact information (address, phone number, email) so MassHealth can contact you when it is time for your renewal. If MassHealth cannot reach you, you could lose your health coverage.

If you think you may no longer be eligible for MassHealth, other health coverage options are available, such as an affordable plan through the MA Health Connector.

Members can visit [www.masshealthrenew.org](http://www.masshealthrenew.org) or call customer service at 1-877-MA ENROLL (1-877-623-7773) to learn more or enroll in a plan.



# Attention MassHealth Members

You need to renew your coverage this year.



**Act now. Stay covered.**



## Take three steps to renew coverage this year:

-  **1. Update your info**
-  **2. Check your mail**
-  **3. Respond to MassHealth**

**1. Update your personal information:** Inform MassHealth of any changes to your information (address, phone number, email and income).


**2. Check your mail from MassHealth:** If you get a blue envelope in the mail, you will need to take action to stay covered.


**3. Respond to MassHealth:** Respond promptly with any requested information from MassHealth. All MassHealth renewals and requests for information will have a due date.

**Submit your renewal form before  
the deadline, even if your personal  
information has not changed.**

## Need Help?

 **Online:**  
[www.masshealthrenew.org](http://www.masshealthrenew.org)

 **By phone:**  
Call MassHealth Customer Service at 800-841-2900 or (TTY: 711) Monday to Friday between 8:00 a.m. – 5:00 p.m.  
• Learn what documents MassHealth needs from you and your renewal's due date.

 **In person:**  
Scan this code or go to [www.masshealthrenew.org](http://www.masshealthrenew.org) to make an appointment with a MassHealth representative or get help near you.



Update your contact information (address, phone number, email) so MassHealth can contact you when it is time for your renewal. If MassHealth cannot reach you, you could lose your health coverage.

If you think you may no longer be eligible for MassHealth, other health coverage options are available, such as an affordable plan through the MA Health Connector.

Members can visit [www.masshealthrenew.org](http://www.masshealthrenew.org) or call customer service at 1-877-MA ENROLL (1-877-623-7773) to learn more or enroll in a plan.